




**SAF 335 - Corte Suprema de Justicia de la Nación**  
**Cuadro de Situación Financiera - Período: Diciembre 2017**

Concepto	Enero-2017	Febrero-2017	Marzo-2017	Abril-2017	Mayo-2017	Junio-2017	Julio-2017	Agosto-2017	Septiembre-2017	Octubre-2017	Noviembre-2017	Diciembre-2017	TOTAL AÑO 2017
<b>Recursos Tributarios y No Tributarios</b>													
Recursos Tributarios	225.073.004	179.989.236	201.822.487	226.348.693	239.455.599	264.457.520	262.710.849	267.314.149	261.920.842	257.271.362	260.531.236	261.554.731	2.908.449.707
Recursos No Tribut. Tasa de Just	21.927.067	39.933.547	83.535.367	64.109.243	93.921.064	62.672.856	127.884.799	76.077.966	77.479.213	97.531.693	110.336.755	80.260.319	935.669.888
Recursos No Tributarios Otros	88.041.500	39.503.479	53.714.241	55.981.874	45.299.965	50.961.269	29.387.277	33.876.134	60.309.987	56.986.951	57.918.981	102.141.587	674.123.246
<b>TOTAL RECURSOS Tributarios y No Tributarios</b>	<b>335.041.571</b>	<b>259.426.263</b>	<b>339.072.095</b>	<b>346.439.810</b>	<b>378.676.628</b>	<b>378.091.644</b>	<b>419.982.925</b>	<b>377.268.249</b>	<b>399.710.042</b>	<b>411.790.006</b>	<b>428.786.971</b>	<b>443.956.636</b>	<b>4.518.242.841</b>
MAS:													
<b>RECURSOS por RESERVAS (Intereses plazos fijos)</b>	<b>135.438.620</b>	<b>115.235.999</b>	<b>163.142.278</b>	<b>142.142.125</b>	<b>144.707.691</b>	<b>178.165.361</b>	<b>83.532.753</b>	<b>169.518.257</b>	<b>186.068.386</b>	<b>140.786.966</b>	<b>193.811.818</b>	<b>238.464.649</b>	<b>1.891.014.902</b>
<b>TOTAL RECURSOS (Tributarios y No Tributarios + Reservas)</b>	<b>470.480.191</b>	<b>374.662.261</b>	<b>502.214.372</b>	<b>488.581.935</b>	<b>523.384.320</b>	<b>556.257.005</b>	<b>503.515.678</b>	<b>546.786.506</b>	<b>585.778.428</b>	<b>552.576.971</b>	<b>622.598.789</b>	<b>682.421.286</b>	<b>6.409.257.743</b>
MENOS:													
<b>Gastos Corrientes y de Capital</b>													
1 - Gastos en Personal	237.492.214	230.433.082	236.762.326	284.862.826	261.302.317	427.286.814	289.826.604	279.932.083	287.113.735	286.100.594	284.202.572	429.037.137	3.534.352.304
2 - Bienes de Consumo	794.345	903.757	2.454.911	2.494.868	1.857.767	3.000.794	1.432.324	1.138.828	2.522.283	1.883.915	1.952.254	4.394.463	24.830.509
3 - Servicios No Personales	3.413.385	7.342.577	10.390.647	7.388.086	11.667.146	16.532.907	13.939.687	14.605.431	11.223.134	13.122.492	11.388.037	19.042.906	140.056.434
4 - Bienes de Uso	896.362	2.387.515	8.624.326	1.704.559	1.759.901	2.555.869	2.172.331	2.259.896	1.472.876	1.994.144	3.635.099	7.132.662	36.595.539
<b>TOTAL GASTOS Corrientes y de Capital</b>	<b>242.596.306</b>	<b>241.066.930</b>	<b>258.232.210</b>	<b>296.450.340</b>	<b>276.587.131</b>	<b>449.376.384</b>	<b>307.370.946</b>	<b>297.936.238</b>	<b>302.332.028</b>	<b>303.101.145</b>	<b>301.177.962</b>	<b>459.607.167</b>	<b>3.735.834.787</b>
<b>SUPERAVIT</b>	<b>227.883.885</b>	<b>133.595.331</b>	<b>243.982.162</b>	<b>192.131.595</b>	<b>246.797.189</b>	<b>106.880.621</b>	<b>196.144.732</b>	<b>248.850.268</b>	<b>283.446.400</b>	<b>249.475.826</b>	<b>321.420.827</b>	<b>222.814.119</b>	<b>2.673.422.956</b>
<b>SUPERAVIT ACUMULADO</b>	<b>227.883.885</b>	<b>361.479.216</b>	<b>605.461.379</b>	<b>797.592.974</b>	<b>1.044.390.163</b>	<b>1.151.270.784</b>	<b>1.347.415.516</b>	<b>1.596.265.784</b>	<b>1.879.712.184</b>	<b>2.129.188.011</b>	<b>2.450.608.837</b>	<b>2.673.422.956</b>	

Fuente: Departamento de Tesorería y Contabilidad, Dirección de Administración, Secretaría General de Administración, CSJN

  
**CARINA R. RAMOS**  
 SECRETARÍA GENERAL DE ADMINISTRACIÓN  
 CORTE SUPREMA DE JUSTICIA DE LA NACIÓN

  
 C/ra. **CARMEN MARÍA ODASSO**  
 DIRECTORA GRAL. DE ADMINISTRACIÓN  
 CORTE SUPREMA DE JUSTICIA DE LA NACIÓN

  
 OPN. **HECTOR DANIEL MARCHI**  
 SECRETARÍA GENERAL DE ADMINISTRACIÓN  
 CORTE SUPREMA DE JUSTICIA DE LA NACIÓN