




**SAF 335 - Corte Suprema de Justicia de la Nación**  
**Cuadro de Situación Financiera - Período: Enero a Diciembre 2016**

Concepto	Enero-2016	Febrero-2016	Marzo-2016	Abril-2016	Mayo-2016	Junio-2016	Julio-2016	Agosto-2016	Septiembre-2016	Octubre-2016	Noviembre-2016	Diciembre-2016	TOTAL AÑO 2016
<b>Recursos Tributarios y No Tributarios</b>													
Recursos Tributarios	179.968.088	150.486.220	164.154.015	189.270.000	203.409.842	196.522.947	195.300.700	190.767.608	197.362.624	186.211.253	188.189.098	202.256.665	2.243.899.062
Recursos No Tribut. Tasa de Just	13.992.939	33.917.111	44.059.598	47.194.811	44.900.331	70.147.965	39.661.947	58.923.319	68.376.745	82.436.201	64.732.378	67.286.376	635.629.719,77
Recursos No Tributarios Otros	35.218.944	27.756.914	35.265.631	39.974.440	46.873.106	51.727.933	30.022.213	37.087.873	60.530.638	44.999.692	50.480.806	45.432.476	505.370.664,90
<b>TOTAL RECURSOS Tributarios y No Tributarios</b>	<b>229.179.971</b>	<b>212.160.246</b>	<b>243.479.245</b>	<b>276.439.251</b>	<b>295.183.278</b>	<b>318.398.845</b>	<b>264.984.859</b>	<b>286.778.800</b>	<b>326.270.007</b>	<b>313.647.145</b>	<b>303.402.282</b>	<b>314.975.517</b>	<b>3.384.899.446</b>
MAS:													
<b>RECURSOS por RESERVAS (Intereses Plazos Fijos)</b>	100.658.914	193.649.107	147.003.741	119.197.984	180.276.514	150.841.985	101.237.164	144.188.058	172.359.882	179.205.650	168.219.921	156.149.913	1.812.988.832,58
<b>TOTAL RECURSOS (Tributarios y No Tributarios + Reservas)</b>	<b>329.838.885</b>	<b>405.809.352</b>	<b>390.482.986</b>	<b>395.637.236</b>	<b>475.459.792</b>	<b>469.240.829</b>	<b>366.222.024</b>	<b>430.966.858</b>	<b>498.629.888</b>	<b>492.852.795</b>	<b>471.622.203</b>	<b>471.125.431</b>	<b>5.197.888.279</b>
MENOS:													
<b>Gastos Corrientes y de Capital</b>													
1 - Gastos en Personal	168.821.223	164.703.972	218.101.520	189.876.731	190.449.530	320.898.320	218.628.179	211.069.278	216.340.469	238.419.342	239.357.596	356.506.842	2.733.173.002
2 - Bienes de Consumo	536.325	1.385.946	1.663.456	1.178.100	1.464.594	1.407.660	830.512	1.263.931	1.372.025	1.149.694	1.518.117	2.776.136	16.546.495
3 - Servicios No Personales	3.958.500	6.725.685	8.829.286	7.220.984	8.479.248	7.109.415	6.809.868	8.806.494	9.420.926	7.517.962	7.902.136	14.959.307	97.739.812
4 - Bienes de Uso	56.108	2.402.546	3.915.439	2.279.736	8.833.468	4.983.123	7.756.169	9.636.409	3.864.192	5.446.290	4.646.512	26.312.798	80.132.789
<b>TOTAL GASTOS Corrientes y de Capital</b>	<b>173.372.157</b>	<b>175.218.148</b>	<b>232.509.701</b>	<b>200.555.551</b>	<b>209.226.840</b>	<b>334.398.519</b>	<b>234.024.728</b>	<b>230.776.111</b>	<b>230.997.611</b>	<b>252.533.288</b>	<b>253.424.362</b>	<b>400.555.082</b>	<b>2.927.592.098</b>
<b>SUPERAVIT</b>	<b>156.466.728</b>	<b>230.591.204</b>	<b>157.973.285</b>	<b>195.081.684</b>	<b>266.232.952</b>	<b>134.842.310</b>	<b>132.197.296</b>	<b>200.190.747</b>	<b>267.632.277</b>	<b>240.319.507</b>	<b>218.197.841</b>	<b>70.570.349</b>	<b>2.270.296.181</b>
<b>SUPERAVIT ACUMULADO</b>	<b>156.466.728</b>	<b>387.057.933</b>	<b>545.031.217</b>	<b>740.112.901</b>	<b>1.006.345.853</b>	<b>1.141.188.164</b>	<b>1.273.385.460</b>	<b>1.473.576.207</b>	<b>1.741.208.484</b>	<b>1.981.527.991</b>	<b>2.199.725.832</b>	<b>2.270.296.181</b>	

  
**Dra. KARINA R. RAMOS**  
 DIRECTORA GENERAL DE ADMINISTRACION  
 CORTA SUPREMA DE JUSTICIA DE LA NACION

  
**Dra. CARMEN MARIA ODASSO**  
 DIRECTORA GRAL. DE ADMINISTRACION  
 CORTE SUPREMA DE JUSTICIA DE LA NACION

  
**CPN HECTOR DANIEL MARCHI**  
 SECRETARIO GENERAL DE ADMINISTRACION  
 CORTE SUPREMA DE JUSTICIA DE LA NACION