




**SAF 335 - Corte Suprema de Justicia de la Nación**  
**Cuadro de Situación Financiera - Período: Octubre 2018**

Concepto	Enero-2018	Febrero-2018	Marzo-2018	Abril-2018	Mayo-2018	Junio-2018	Julio-2018	Agosto-2018	Septiembre-2018	Octubre-2018	TOTAL AÑO 2018
<b>Recursos Tributarios y No Tributarios</b>											
Recursos Tributarios	323.134.868	298.496.418	304.806.712	311.972.636	415.339.373	458.699.140	370.582.606	405.749.077	442.799.672	484.992.146	3.816.572.647
Recursos No Tribut. Tasa de Just	39.550.319	99.086.282	94.637.990	88.865.783	101.668.607	143.322.873	84.166.948	179.667.959	142.537.375	139.703.029	1.113.207.165
Recursos No Tributarios Otros	77.279.925	59.161.425	91.825.606	58.744.443	63.405.649	52.797.486	22.062.892	103.741.760	76.086.099	43.645.180	648.750.464
<b>TOTAL RECURSOS Tributarios y No Tributarios</b>	<b>439.965.112</b>	<b>456.744.125</b>	<b>491.270.308</b>	<b>459.582.862</b>	<b>580.413.628</b>	<b>654.819.499</b>	<b>476.812.446</b>	<b>689.158.796</b>	<b>661.423.146</b>	<b>668.340.355</b>	<b>5.578.530.276</b>
MAS:											
<b>RECURSOS por RESERVAS (intereses plazos fijos)</b>	<b>184.454.488</b>	<b>115.231.192</b>	<b>124.735.992</b>	<b>217.036.596</b>	<b>225.643.810</b>	<b>172.753.829</b>	<b>265.170.399</b>	<b>288.305.164</b>	<b>292.688.774</b>	<b>310.230.674</b>	<b>2.196.250.920</b>
<b>TOTAL RECURSOS (Tributarios y No Tributarios + Reservas)</b>	<b>624.419.600</b>	<b>571.975.317</b>	<b>616.006.299</b>	<b>676.619.459</b>	<b>806.057.438</b>	<b>827.573.328</b>	<b>741.982.845</b>	<b>977.463.959</b>	<b>954.111.920</b>	<b>978.571.029</b>	<b>7.774.781.196</b>
MENOS:											
<b>Gastos Corrientes y de Capital</b>											
1 - Gastos en Personal	282.370.522	301.267.698	296.368.146	324.071.974	326.116.803	489.100.330	323.598.859	348.567.488	355.779.812	350.051.951	3.397.293.582
2 - Bienes de Consumo	567.592	1.462.067	2.298.733	1.886.989	3.038.310	2.131.015	3.352.487	2.113.050	2.707.116	1.989.406	21.546.765
3 - Servicios No Personales	3.062.672	11.752.995	12.797.819	13.267.681	17.423.739	16.501.257	15.313.185	17.315.322	20.170.661	20.986.497	148.591.826
4 - Bienes de Uso	13.296	1.232.077	6.310.598	4.292.357	6.559.789	17.628.248	4.167.767	3.548.724	2.114.435	5.404.676	51.271.966
<b>TOTAL GASTOS Corrientes y de Capital</b>	<b>286.014.082</b>	<b>315.714.837</b>	<b>317.775.296</b>	<b>343.519.001</b>	<b>353.138.640</b>	<b>525.360.849</b>	<b>346.432.297</b>	<b>371.544.584</b>	<b>380.772.023</b>	<b>378.432.530</b>	<b>3.618.704.139</b>
<b>SUPERAVIT</b>	<b>338.405.519</b>	<b>256.260.480</b>	<b>298.231.004</b>	<b>333.100.458</b>	<b>452.918.798</b>	<b>302.212.479</b>	<b>395.550.548</b>	<b>605.919.375</b>	<b>573.338.897</b>	<b>600.138.499</b>	<b>4.156.077.057</b>
<b>SUPERAVIT ACUMULADO</b>	<b>338.405.519</b>	<b>594.665.998</b>	<b>892.897.002</b>	<b>1.225.997.460</b>	<b>1.678.916.258</b>	<b>1.981.128.738</b>	<b>2.376.679.286</b>	<b>2.982.598.661</b>	<b>3.555.938.558</b>	<b>4.156.077.057</b>	

Fuente: Departamento de Tesorería y Contabilidad, Dirección de Administración, Secretaría General de Administración, CSJN

  
**Crs. KARINA RÍ RAMOS**  
 SUBDIRECTOR GENERAL DE ADMINISTRACIÓN  
 CORTE SUPREMA DE JUSTICIA DE LA NACIÓN

  
**Crs. CARMEN MARIA OCASO**  
 DIRECTORA GENERAL  
 ADMINISTRACIÓN GENERAL  
 CORTE SUPREMA DE JUSTICIA

  
**CPN HECTOR DANIEL MARCHI**  
 SECRETARIO GENERAL DE ADMINISTRACIÓN  
 CORTE SUPREMA DE JUSTICIA DE LA NACIÓN