




SAF 335 - Corte Suprema de Justicia de la Nación
Cuadro de Situación Financiera - Período: Noviembre 2021

Concepto	Enero-2021	Febrero-2021	Marzo-2021	Abril-2021	Mayo-2021	Junio-2021	Julio-2021	Agosto-2021	Septiembre-2021	Octubre-2021	Noviembre-2021	TOTAL AÑO 2021
Recursos Tributarios y No Tributarios												
Recursos Tributarios	1.419.342.955,44	1.303.439.278,73	1.389.264.868,24	1.535.065.932,63	1.626.193.857,40	1.792.729.759,19	1.569.735.122,94	1.826.087.752,59	1.768.271.579,55	1.865.968.002,47	1.792.337.500,49	17.888.436.609,67
Recursos No Tribut. Tasa de Just	172.044.547,29	176.746.981,34	617.664.707,37	326.578.711,81	312.200.052,97	306.459.255,77	536.320.410,37	338.801.704,25	383.927.965,48	306.900.843,84	596.627.072,36	4.074.272.252,85
Recursos No Tributarios Otros	160.273.153,86	79.933.991,79	97.592.742,10	124.738.173,63	121.509.601,32	116.404.170,03	122.957.611,96	118.728.311,86	154.732.353,89	85.267.905,19	173.662.685,47	1.355.800.701,10
TOTAL RECURSOS Tributarios y No Tributarios	1.751.660.656,59	1.560.120.251,86	2.104.522.317,71	1.986.382.818,07	2.059.903.511,69	2.215.593.184,99	2.229.013.145,27	2.283.617.768,70	2.306.931.898,92	2.258.136.751,50	2.562.627.258,32	23.318.509.563,62
MAS:												
RECURSOS por RESERVAS	715.021.777,03	536.164.775,59	793.989.244,54	825.379.958,14	998.067.271,54	900.948.257,55	1.111.044.529,07	1.054.219.235,63	845.389.980,62	1.016.943.109,80	1.313.980.609,68	10.111.148.749,29
TOTAL RECURSOS (Tributarios y No Tributarios + Reservas)	2.466.682.433,62	2.096.285.027,45	2.898.511.562,25	2.811.762.776,21	3.057.970.783,23	3.116.541.442,54	3.340.057.674,34	3.337.837.004,33	3.152.321.879,54	3.275.079.861,30	3.876.607.868,00	33.429.658.312,91
MENOS:												
Gastos Corrientes y de Capital												
1 - Gastos en Personal	889.098.225,04	706.610.582,05	744.554.000,16	1.042.205.247,45	799.610.154,59	1.649.618.948,52	964.345.228,15	943.562.456,71	1.360.890.209,46	1.192.036.269,72	1.240.295.590,28	11.532.826.912,13
2 - Bienes de Consumo	4.529.740,16	5.991.803,65	12.496.987,01	6.015.075,96	4.574.566,93	7.321.069,47	5.801.797,46	9.092.386,30	19.554.803,82	15.323.749,53	10.170.744,47	100.872.724,76
3 - Servicios No Personales	1.655.959,83	35.978.961,20	29.579.226,83	34.665.223,07	26.185.556,20	66.882.290,39	41.529.652,70	43.991.285,43	34.647.873,27	36.196.875,88	43.107.225,04	394.420.129,86
4 - Bienes de Uso	134.674,48	8.429.441,77	2.817.094,37	2.773.560,86	2.930.680,61	3.942.834,36	2.135.603,57	2.191.863,03	1.690.976,24	47.517.752,01	5.964.884,09	80.529.365,39
TOTAL GASTOS Corrientes y de Capital	895.418.599,51	757.010.788,67	789.447.308,37	1.085.659.107,34	833.300.958,33	1.727.765.142,74	1.013.812.281,88	998.837.991,49	1.416.783.862,79	1.291.074.647,14	1.299.538.443,88	12.108.649.132,14
SUPERAVIT	1.571.263.834,11	1.339.274.238,78	2.109.064.253,98	1.726.103.668,87	2.224.669.824,90	1.388.776.299,80	2.326.245.392,46	2.338.999.012,84	1.735.538.016,75	1.984.005.214,16	2.577.069.424,12	21.321.009.180,77
SUPERAVIT ACUMULADO	1.571.263.834,11	2.910.538.072,89	5.019.602.326,87	6.745.705.995,74	8.970.375.820,64	10.359.152.120,44	12.685.397.512,90	15.024.996.525,74	16.759.934.542,49	18.743.939.756,65	21.321.009.180,77	

Fuente: Departamento de Tesorería y Contabilidad, Dirección de Administración, Secretaría General de Administración, CSJN


Cra. KARINA R. RAMOS
SUBDIRECTOR GENERAL DE ADMINISTRACIÓN
CORTE SUPREMA DE JUSTICIA DE LA NACION


Cra. CARMEN MARIA ODASSO
DIRECTORA GENERAL
ADMINISTRACION GENERAL
CORTE SUPREMA DE JUSTICIA


CPN HECTOR DANIEL MARCHI
SECRETARIO GENERAL DE ADMINISTRACIÓN
CORTE SUPREMA DE JUSTICIA DE LA NACION